



Volvo Trucks. Driving Progress

MINING & QUARRY

SOLUTIONS FOR YOUR TRANSPORT BUSINESS



Down in the deep.

Steep gradients, sheer drops, sharp turns and confined spaces with a truck loaded to the max – it all demands maximum concentration and control on your part. And a truck that's up for the challenges at hand.



38 tonne bogie.

Looking for a durable solution to maximise your productivity by being able to carry more load? Go for our heavy-duty bogie with purpose-designed axles. It can take on up to 38 tonnes with ease.



Traction when you need it.

Take control of your traction and your productivity. Differential locks are easily controlled via an easy to use interface. And if our truck has a driven front axle, it's automatically engaged when you need it. And disengaged when you don't.



I-Shift with crawler gears.

Get excellent startability even fully loaded – and secure full control of your power at really low speeds. With the I-Shift with crawler gears and multi-speed reverse gears, you don't have to compromise on either fuel economy or startability. You can have both. Just choose a faster rear axle ratio, which allows you to maintain cruising speed at much lower revs when you're driving on decent roads. It's more comfortable and better for your fuel efficiency.



Volvo Dynamic Steering the way you like it.

Are you looking for excellent manoeuvrability, combined with less strain on your shoulders? Take a closer look at Volvo Dynamic Steering. It's super light to steer – yet steady as a rock, filtering out the bumps and thrusts. Either you choose a predefined setting or a fully customized one and get exactly the driving experience you want.

Want to know more about Volvo Trucks solution?
Contact your local dealer or check out
[VOLVOTRUCKS.COM](https://www.volvotrucks.com)

Volvo FH16

- Up to 610 hp
- I-Shift with crawler gears
- 325 tonnes GCW



ENGINES		
16 Litre	Max power (hp)	Max torque (Nm)
397 – 551 kW	550 – 610	2500 – 2800
GEARBOXES		
Top gear	Engine torque (Nm)	GCW approval (tonnes)
Direct	2800	60
Overdrive	3050 – 3550	100

Volvo FH

- Up to 520 hp
- I-Shift with crawler gears



ENGINES		
13 Litre	Max power (hp)	Max torque (Nm)
309 – 397 kW	400 – 520	2000 – 2400
GEARBOXES		
Top gear	Engine torque (Nm)	GCW approval (tonnes)
Direct	2400 – 2600	44 – 100
Overdrive	2600 – 2800	80 – 100



Tractor axle configurations

 4×2	 6×2 (pusher axle)	 6×2 (tag axle)	 6×4	 8×4 (pusher axle)
---------	--------------------------	-----------------------	---------	--------------------------



Rigid axle configurations

 4×2	 6×2 (tag axle)	 6×4			
 8×2 (dual front axles)	 8×2 (tridem)	 8×4 (dual front axles)	 8×4 (tridem pusher axle)	 8×4 (tridem tag axle)	 10×4 (dual front axles, tag axle)



Tractor axle configurations

 4×2	 6×2 (pusher axle)	 6×2 (tag axle)	 6×4	 8×4 (pusher axle)
---------	--------------------------	-----------------------	---------	--------------------------



Rigid axle configurations

 4×2	 6×2 (tag axle)	 6×4			
 8×2 (dual front axles)	 8×2 (tridem)	 8×4 (dual front axles)	 8×4 (tridem pusher axle)	 8×4 (tridem tag axle)	 10×4 (dual front axles, tag axle)

Volvo FMX






- Great ground clearance
- Driven front axle



Engines		
11/13 Litre	Max power (hp)	Max torque (Nm)
243 – 397 kW	330 – 520	1650 – 2400
Gearboxes		
Top gear	Engine torque (Nm)	GCW approval (tonnes)
Direct	2400 – 2600	44 –100
Overdrive	2600	100
















Tractor axle configurations

 4×2	 4×4	 6×2 (pusher axle)	 6×2 (tag axle)	 6×4	 6×6
--	--	---	--	--	--



Rigid axle configurations

 4×2	 4×4	 6×2 (tag axle)	 6×4	 6×6	 8×2 (dual front axles)
 8×2 (tridem)	 8×4 (dual front axles)	 8×4 (tridem pusher axle)	 8×4 (tridem tag axle)	 8×6 (dual front axles)	 10×4 (dual front axles, tag axle)
 10×6 (dual front axles, tag axle)					

● = Drive axle.
⊙ = Non-driven axle (tag, pusher or front axle).

Some of the equipment shown or mentioned may only be available as options or accessories and may vary from one country to another in accordance with local legislation. Your Volvo dealer will be happy to provide you with more detailed information. Colours may vary somewhat owing to the limitations of the printing process. We reserve the right to alter product specifications without prior notification.



VOLVO

Volvo Truck Corporation
volvotrucks.com