



Volvo Trucks. Driving Progress

LONG HAUL

SOLUTIONS FOR YOUR TRANSPORT BUSINESS



LONG HAUL TRANSPORT

Shrinking the distance.

You're no stranger to long distances. No matter how far your assignments take you – you're in business to keep your promises. And help others keep theirs.



Volvo Torque Assist.

The Volvo Torque Assist (option on D13 engines) provides the driver with enough torque to keep the actual speed and optimized vehicle acceleration, yet saving fuel.



Gas power.

Our gas-powered trucks run on LNG (liquefied natural gas) that instantly reduces your CO₂ footprint while maintaining your performance and productivity. They also offer the potential to greatly reduce your fuel costs.

Want to know more about Volvo Trucks solution?
Contact your local dealer or check out
[VOLVOTRUCKS.COM](https://www.volvotrucks.com)

Volvo FH

- Excellent driver comfort.



ENGINES		
13 Litre	Max power (hp)	Max torque (Nm)
309 – 397 kW	400 – 520	2000 – 2400
GEARBOXES		
Top gear	Engine torque (Nm)	GCW approval (tonnes)
Direct	2400 – 2600	44 – 100
Overdrive	2600 – 2800	80 – 100

Volvo FM

- Easy cab access and flexible



ENGINES		
11/13 Litre	Max power (hp)	Max torque (Nm)
243 – 368 kW	330 – 480	1650 – 2400
GEARBOXES		
Top gear	Engine torque (Nm)	GCW approval (tonnes)
Direct	2400 – 2600	44 – 100
Overdrive	2600 – 2800	80 – 100

- = Drive axle.
- = Non-driven axle (tag, pusher or front axle).












Tractor axle configurations

 4×2	 6×2 (pusher axle)	 6×2 (tag axle)	 6×4	 8×4 (pusher axle)
--	---	--	--	---



Rigid axle configurations

 4×2	 6×2 (tag axle)	 6×4			
 8×2 (dual front axles)	 8×2 (tridem)	 8×4 (dual front axles)	 8×4 (tridem pusher axle)	 8×4 (tridem tag axle)	 10×4 (dual front axles, tag axle)













Tractor axle configurations

 4×2	 6×2 (pusher axle)	 6×2 (tag axle)	 6×4	 8×4
--	---	--	--	--



Rigid axle configurations

 4×2	 6×2 (tag axle)	 6×2 (pusher axle)	 6×4	 8×2 (dual front axles)	 8×2 (tridem)
 8×4 (dual front axles)	 8×4 (tridem pusher axle)	 8×4 (tridem tag axle)	 10×4 (dual front axles, tag axle)		

Some of the equipment shown or mentioned may only be available as options or accessories and may vary from one country to another in accordance with local legislation. Your Volvo dealer will be happy to provide you with more detailed information. Colours may vary somewhat owing to the limitations of the printing process. We reserve the right to alter product specifications without prior notification.

