



Volvo Trucks. Driving Progress

PETROLEUM & CHEMICAL

SOLUTIONS FOR YOUR TRANSPORT BUSINESS



Getting the most out of every journey.

You're the expert – everybody relies on your decisions and skills. And as a skilled driver, you know that the right equipment helps you managing risks and keep up your productivity. Find yourself a partner that matches your level.



I-shift Dual Clutch – a new way to drive.

Need high performance and frequent gear changes? The I-Shift Dual Clutch offers smooth, dynamic acceleration. It changes gear in a fraction of a second and you get a steady, seamless flow of power. Perfect if your cargo is liquid. The torque is constant, so you can confidently change gear in the middle of a bend. The power is transferred continually to the wheels. Even when engine-braking downhill with down shifting, you can be sure of a firm grip and safe ride.

Road handling and support.

Our trucks always offer excellent road handling and control behind the wheel. And you are always backed up with the best support on the market. Electronic Stability Control assists in keeping the course without skidding. Volvo Dynamic Steering with Lane Keeping Assist detects and corrects unintentional drifting into another lane. And Collision Warning

with Emergency Brake makes sure to step if you should get too close to a vehicle in front of you. Just to mention a few examples.

The visibility.

Our cabs offer excellent visibility with generous window areas and well-designed mirrors. You can even get an auxiliary window in the passenger door to cover the close areas. On top of that, you can add up to eight cameras – one of them being the passenger corner camera, positioned in the passenger side rear view mirror.

Lightweight for more payload.

We can build trucks for chemical, petroleum and bulk transport with very low chassis weight. And it all adds up to increased load capacity. Your dealer will help you with a light chassis.

Want to know more about Volvo Trucks solution? Contact your local dealer or check out VOLVOTRUCKS.COM

Volvo FH

- Excellent driver comfort



ENGINES		
13 Litre	Max power (hp)	Max torque (Nm)
309 – 397 kW	400 – 520	2000 – 2400
GEARBOXES		
Top gear	Engine torque (Nm)	GCW approval (tonnes)
Direct	2400 – 2600	44 – 100
Overdrive	2600 – 2800	80 – 100

Volvo FM

- Easy cab access and flexible



ENGINES		
11/13 Litre	Max power (hp)	Max torque (Nm)
243 – 368 kW	330 – 480	1650 – 2400
GEARBOXES		
Top gear	Engine torque (Nm)	GCW approval (tonnes)
Direct	2400 – 2600	44 – 100
Overdrive	2600 – 2800	80 – 100

- = Drive axle.
- ⊙ = Non-driven axle (tag, pusher or front axle).












Tractor axle configurations

 4×2	 6×2 (pusher axle)	 6×2 (tag axle)	 6×4	 8×4 (pusher axle)
--	--	--	--	--



Rigid axle configurations

 4×2	 6×2 (tag axle)	 6×4			
 8×2 (dual front axles)	 8×2 (tridem)	 8×4 (dual front axles)	 8×4 (tridem pusher axle)	 8×4 (tridem tag axle)	 10×4 (dual front axles, tag axle)













Tractor axle configurations


 4×2	 6×2 (pusher axle)	 6×2 (tag axle)	 6×4	 8×4
--	--	--	--	--



Rigid axle configurations

 4×2	 6×2 (tag axle)	 6×2 (pusher axle)	 6×4	 8×2 (dual front axles)	 8×2 (tridem)
 8×4 (dual front axles)	 8×4 (tridem pusher axle)	 8×4 (tridem tag axle)	 10×4 (dual front axles, tag axle)		

Some of the equipment shown or mentioned may only be available as options or accessories and may vary from one country to another in accordance with local legislation. Your Volvo dealer will be happy to provide you with more detailed information. Colours may vary somewhat owing to the limitations of the printing process. We reserve the right to alter product specifications without prior notification.



VOLVO

Volvo Truck Corporation
volvotrucks.com